

ThinkCopy

user guide

Signal Provider



High-risk investment



Risk Warning: Derivative products are leveraged products and can result in losses that exceed initial deposits. Please ensure you fully understand the risks and take care to manage your exposure and seek independent advice if necessary.

ThinkMarkets Group is a global financial services provider, ThinkMarkets is a registered trademark of the group, that operates among various entities. For more information, please visit the About Us section.

TF Global Markets Int Limited is authorised and regulated by the Financial Services Authority, Firm Reference Number SD060.

Registered address: CT House, Office 9B, Providence, Mahe, Seychelles. Company number 8424818-1. Clients will engage with services offered by TF Global Markets Int Limited, unless otherwise stated, please see the legal documents, including the Terms & Conditions for specific details.

TF Global Markets (STL) Limited is registered in Saint Lucia, registration number: 2023-00272. Registered address: Ground Floor, the Sotheby Building, Rodney Village, Rodney Bay, Gros-Islet, Saint Lucia.

Please see the legal documents, including the Terms & Conditions for specific details.

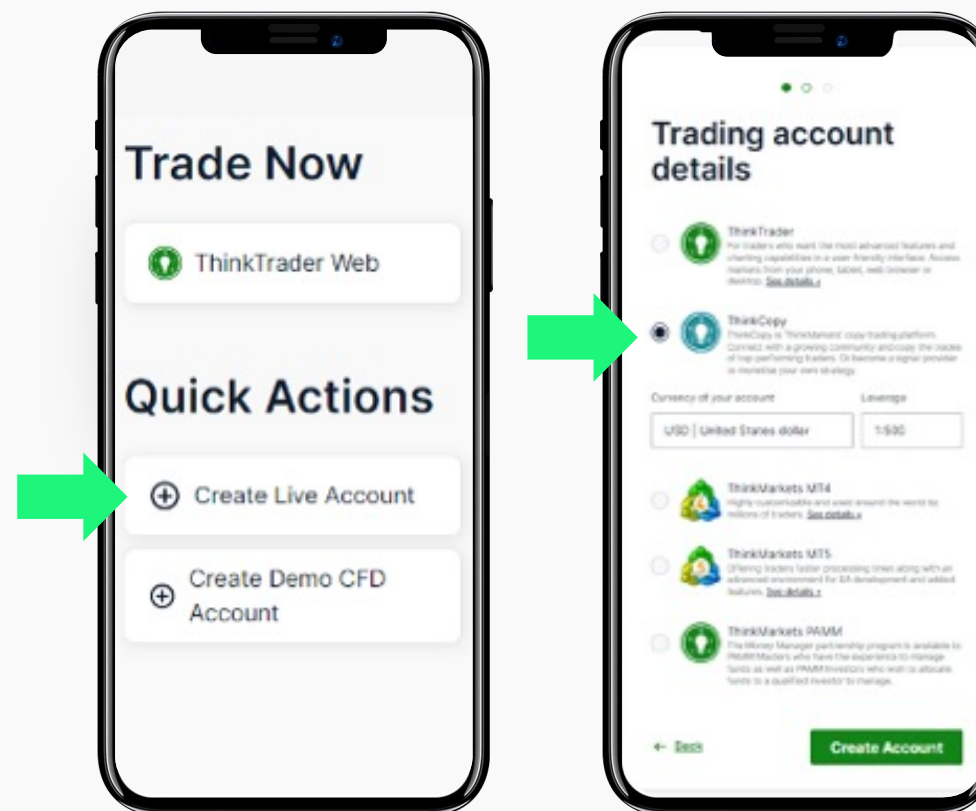
The information on this site is not directed to residents of the United States, Canada, Bermuda and Japan and is not intended for distribution to, or use by, any person in any country or jurisdiction where such distribution or use would be contrary to local law or regulation.

Benefits of becoming a signal provider

- Become a signal provider to earn on your trading.
- The better you trade and manage your risk, the higher you will be on the leaderboard and the more followers you will attract.
- You earn when you perform and may charge a performance fee on high watermark profits from 0 to 50%.
- You can manage your trading from MetaTrader or the **ThinkCopy** app.

How to become a signal provider

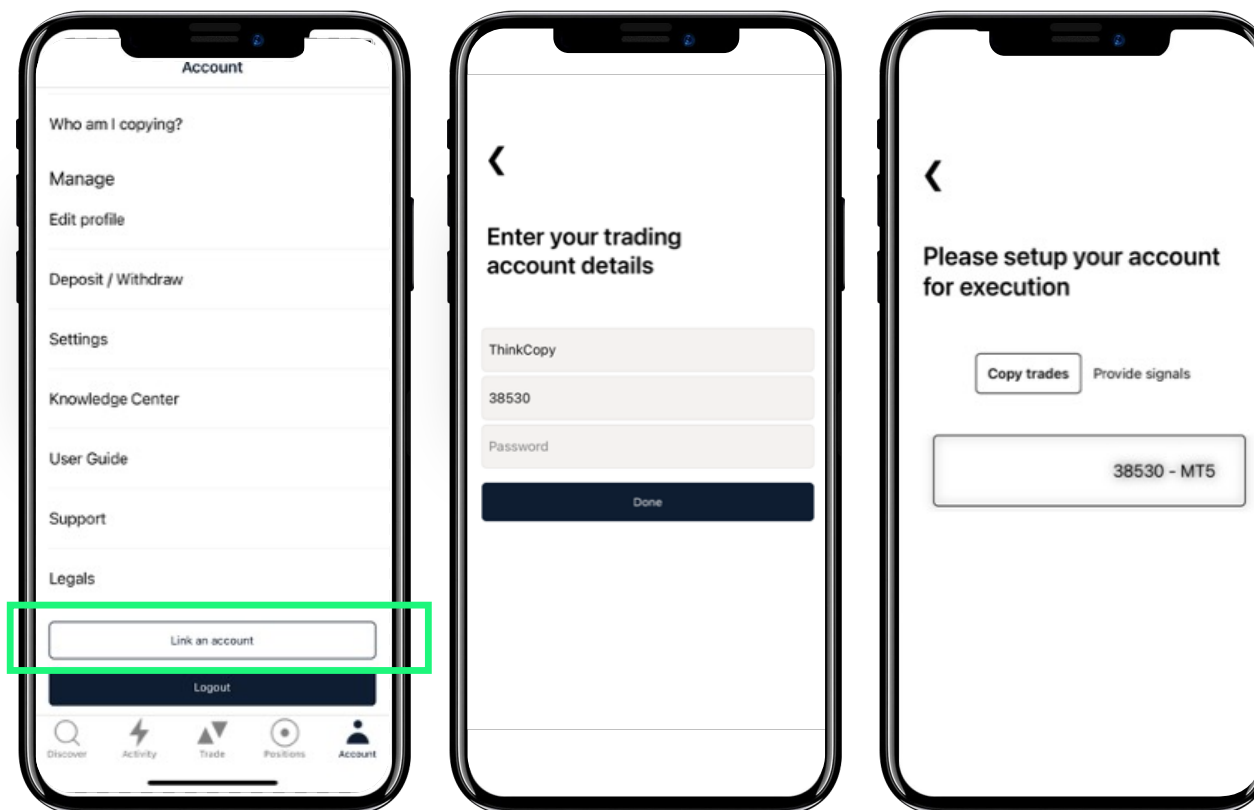
1. Create a new **ThinkCopy** account via portal.thinkmarkets.com (you can't use the same account to copy trade and provide signals).
2. Save the account number and password. You will also receive an email with the same details.
3. Fund the account.
4. Download the app via [iOS App Store](#) or [Google Play Store](#).



Steps to login for existing ThinkMarkets clients

1. Open **ThinkCopy** app and tap '**Link an account**'.
2. Enter your **ThinkCopy** account number and password.
3. Choose '**Provide signals**'.
4. After making your selection, tap your account number.

Your Signal Provider account is now set.

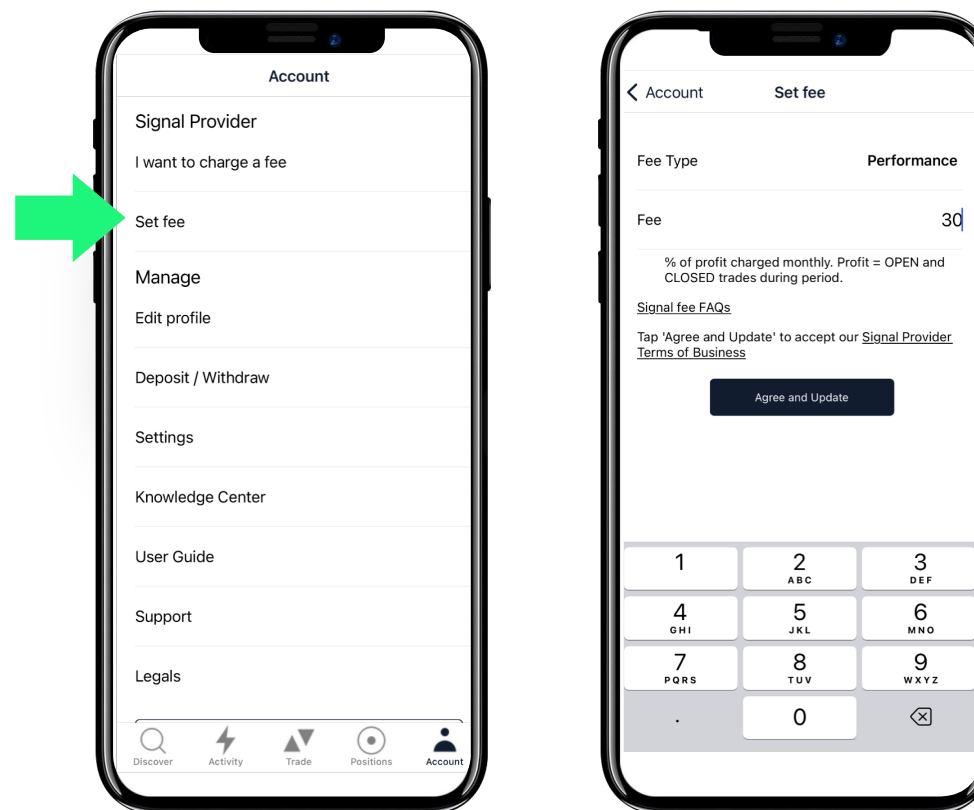


How to setup a fee structure

A performance fee charges a % on new profits each month (*high watermark*).

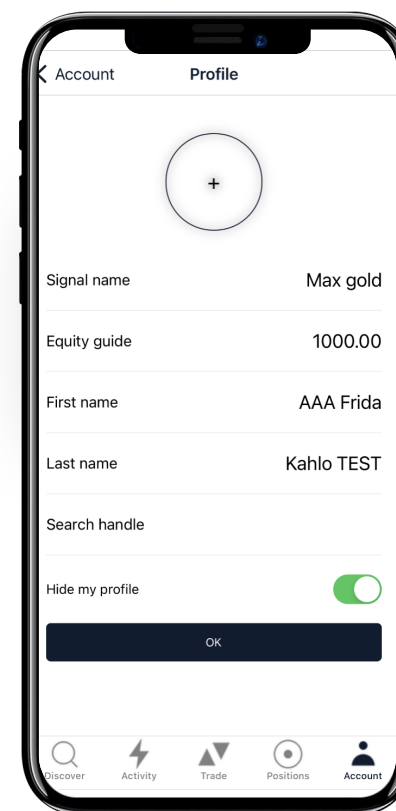
How to setup a fee structure

1. Tap '**Account**' in the menu.
2. Tap '**Set fee**', type in the desired amount and tap the '**Agree and Update**' button.
3. Your fee is now set. You can trade with your regular MetaTrader account or the **ThinkCopy** app to provide signals.




Account details

1. Add a name to your strategy.
2. Set an Equity guide so new investors know how much to invest (*this is not optional*).
3. Hide your profile if you do not want it to be public.



ThinkCopy

**How to manually
open a position**



How to manually open a position

1. Tap **'Trade'** in the menu.
2. Choose a market.
3. Tap buy or sell to open an order window.
4. Pick your trade size and tap buy/sell to execute.
5. Check **'Positions'** to manage your trades.

